



# ENVIRONMENTAL PRODUCT DECLARATION

in accordance with ISO 14025, ISO 21930 and EN 15804

Owner of the declaration:

Program operator:

Publisher:

Declaration number:

Registration number:

ECO Platform reference number:

Issue date:

Valid to:

Saint-Gobain Sweden AB, ISOVER

The Norwegian EPD Foundation

The Norwegian EPD Foundation

NEPD-2077-937-EN

NEPD-2077-937-EN

-

28.02.2020

28.02.2025

**ISOVER Piano® Ljudskiva Stål**  
Saint-Gobain Sweden AB, ISOVER

**ISOVER**  
SAINT-GOBAIN

[www.epd-norge.no](http://www.epd-norge.no)



## General information

### Product

ISOVER Piano® Ljudskiva Stål c450  
ISOVER Piano® Ljudskiva Stål c600

### Program operator

The Norwegian EPD Foundation  
Post Box 5250 Majorstuen, 0303 Oslo  
Phone: +47 97722020  
E-mail: [post@epd-norge.no](mailto:post@epd-norge.no)  
Web: [www.epd-norge.no](http://www.epd-norge.no)

### Declaration number

NEPD-2077-937-EN

### ECO Platform reference number

### This declaration is based on Product Category Rules

CEN Standard EN 15804 serve as core PCR.  
The Product Category Rules, NPCR Construction products and services – Part A – April 2017

### Statement of liability

The owner of the declaration shall be liable for the underlying information and evidence. EPD Norway shall not be liable with respect to manufacturer information, life cycle assessment data and evidences.

### Declared unit

1m<sup>2</sup> with a thickness of 45 mm

### Functional unit

### Verification

Independent verification of calculation data and other environmental information and test of the computer program was carried out by Martin Erlandsson in accordance with ISO14025, 8.1.3 and 8.1.4 + EN 15804

Externally



IVL Swedish Environmental Research Institute  
(Independent verifier approved by EPD Norway)

### Owner of the declaration

Saint-Gobain Sweden AB, ISOVER

Contact person: Daniel Odby  
Phone: +46 (0)42-842 52  
E-mail: [daniel.odby@saint-gobain.com](mailto:daniel.odby@saint-gobain.com)

### Manufacture

Saint-Gobain Sweden AB, ISOVER

### Place of production

Billesholm, Sweden

### Management system

SS-EN ISO 9001:2008  
SS-EN ISO 14001:2004

### Org. No.

556241-2592

### Issue date

28.02.2020

### Valid to

28.02.2025

### Year of study

2018

### Comparability

EPD of construction products may not be comparable if they do not comply with EN15804 and seen in a building context.

### The EPD has been worked out by

The EPD has been worked by the use of EPD tool, GaBi, version 8.7 by Saint-Gobain LCA central team and by Malin Dalborg.

Company-specific data has been verified by Patricia Jimenez Diaz, Saint-Gobain central LCA team.

Approved



Håkon Hauan  
Managing Director of EPD-Norway

# Product description

## Product description and description of use:

This EPD describes the potential environmental impacts of 1 m<sup>2</sup> of glass wool insulation ISOVER Piano® Ljudskiva Stål. The intended use of this EPD is to communicate scientifically based environmental information for construction products, for the purpose of assessing the environmental performance of buildings.

The production site of Saint-Gobain Sweden AB, ISOVER in Billesholm, uses a small amount of natural and abundant raw materials (sand, soda, limestone, feldspar) and high share of recycled glass cullets (more than 50% post-consumer recycled content of the glass). This material is converted by using fusion and fiberizing techniques to produce glass wool. The products obtained come in the form of a glass wool pipe section.

With its entangled structure, glass wool is a porous material that traps the air, making it one of the best insulating materials. The porous and elastic structure of the wool also absorbs noise in the air and offers acoustic correction inside premises. Glass wool mainly containing incombustible materials and does not react to fire.

Glass wool insulation is used in buildings as well as industrial facilities. It ensures a high level of comfort, minimizes carbon dioxide (CO<sub>2</sub>) emissions by preventing heat losses through roofs, walls, floors, pipes and boilers. It reduces noise and protects homes and industrial facilities against fire.

Correctly installed glass wool products and solutions do not require maintenance and last throughout the lifetime of the building (which is set at 60 years as a default value in the model), or as long as the insulated building component is a part of the building.

**Technical data/physical characteristics (for a thickness of 45 mm):**

Air-flow resistance: 6 kPa.s/m<sup>2</sup>  
 Reaction to fire: A1 (EN 13501-1)

**Description of the main product components and or materials:****Main components**

Glass wool 90-95% (REACH registration number 01-2119472313-44-0041)  
 Binder 0-10%

**Description of the main components and/or materials for 1 m<sup>2</sup> with a thickness of 45 mm for the calculation of the EPD:**

PARAMETER	VALUE (per declared unit)
Quantity of wool for 1 m <sup>2</sup> of product	0.63 kg
Thickness of wool	45 mm
Surfacing	None
Packaging for the transportation and distribution	Polyethylene: 23.69 g/m <sup>2</sup> Wood pallet: 134.78 g/m <sup>2</sup> Label: 0.28 g/m <sup>2</sup>
Product used for the Installation	None

**LCA calculation information**

<b>DECLARED UNIT</b>	1m <sup>2</sup> with a thickness of 45 mm
<b>SYSTEM BOUNDARIES</b>	Cradle to Gate. Mandatory stages: A1-3 and A4
<b>REFERENCE SERVICE LIFE(RSL)</b>	None
<b>CUT-OFF RULES</b>	See detailed explanation page 4
<b>ALLOCATIONS</b>	See detailed explanation page 4
<b>ELECTRICITY USED FOR THE MANUFACTURING PROCESS</b>	Renewable electricity mix (reference year 2018). This 100% renewable electricity bought is evidenced by Guarantee of Origin certificates, GO's, from LOS, contracted 2018- 2020, to be prolonged to be valid at least equal to the validity of this EPD.
<b>GEOGRAPHICAL COVERAGE AND TIME PERIOD</b>	Sweden 2018

## Cut-off criteria

---

The cut-off criterion used in Saint-Gobain EPD will be the mass criterion with the following details:

- Taking into account all input and output flows in a unit process i.e. taking into account the value of all flows in the unit process and the corresponding LCI whenever available
- No simplification of the LCI by additional exclusions of material flows

Data collected at the manufacturing site was used. The inventory process in this LCA includes all data related to raw material, packaging material and consumable items, and the associated transport to the manufacturing site. Process energy and water use, direct production waste and emissions to air and water are included. Scenarios have been developed to account for downstream processes such as demolition and waste treatment in accordance with the requirements of EN 15804:2012+A1:2013

All inputs and outputs to the manufacturing plants have been included and made transparent. All assumptions regarding the materials and water balances have also been included.

All hazardous and toxic materials and substances are considered in the inventory even though they are below the cut off criteria

There are excluded processes in the inventory:

- Flows related to human activities such as employee transport and administration activity.

## Allocation

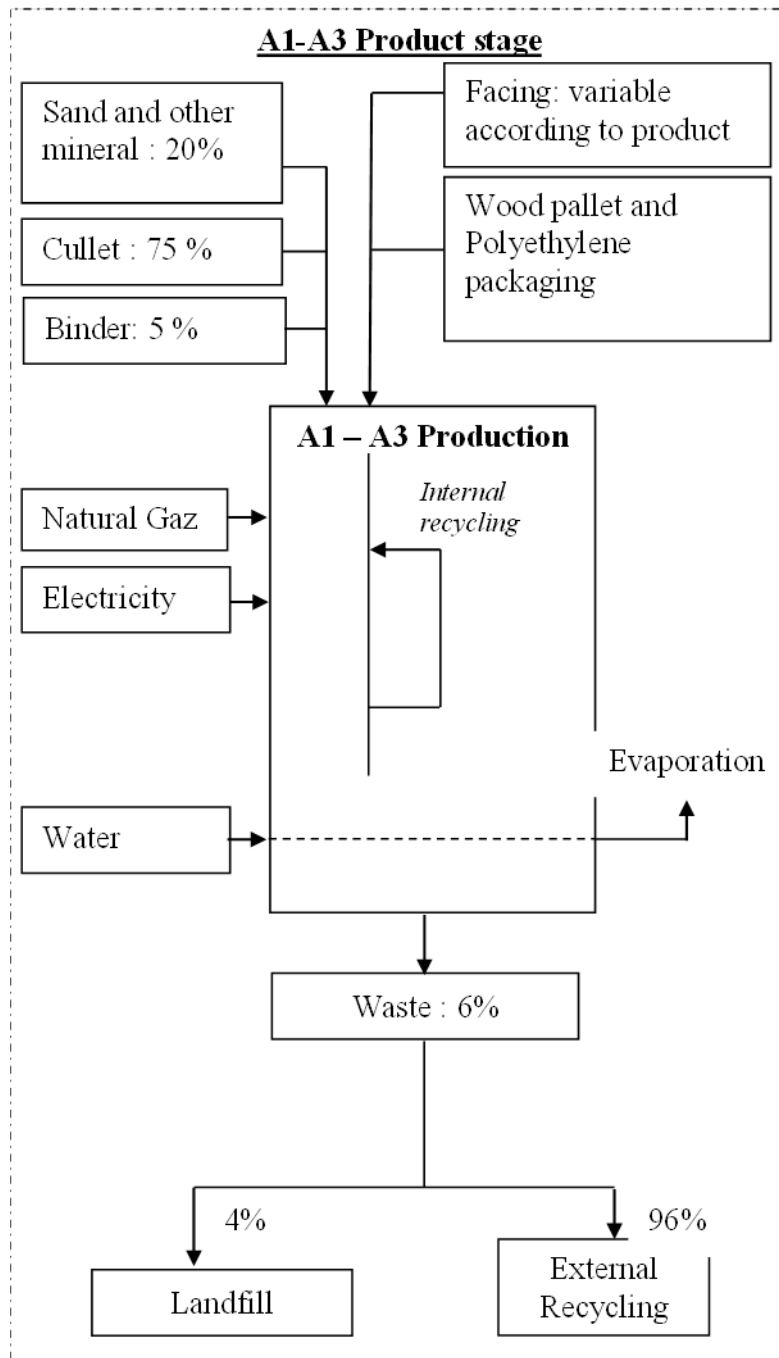
---

Allocation criteria are based on mass.

The allocation of all the air emissions, wastes and energy usage are based on mass (kg). The reason we can use a mass basis is because we use the exact same manufacturing process shown for every product. We only produce glass mineral wool in the Billesholm site using the same process and therefore all the factors can be allocated by a mass basis. The amount of binder varies for different products and is accounted for as well as if different surface layers are used.

A mass balance was conducted for the 2018 production year to ensure that we have not excluded any materials, emissions and hence potential environmental impacts. Regarding the mass balance, all the raw materials and corresponding production goods and wastes generated were taken into account.

Flow diagram of the Life Cycle



System boundaries (X=included, MND=module not declared)																
Product stage			Construction installation stage		Use stage							End of life stage				Beyond the system boundaries
Raw materials	Transport	Manufacturing	Transport	Construction installation stage	Use	Maintenance	Repair	Replacement	Refurbishment	Operational energy use	Operational water use	De-construction demolition	Transport	Waste processing	Disposal	Reuse-Recovery-Recycling-potential
A1	A2	A3	A4	A5	B1	B2	B3	B4	B5	B6	B7	C1	C2	C3	C4	D
X	X	X	X	MND	MND	MND	MND	MND	MND	MND	MND	MND	MND	MND	MND	MND

## Product stage, A1-A3

### Description of the stage:

The product stage of the mineral wool products is subdivided into 3 modules A1, A2 and A3 respectively “Raw material supply”, “transport” and “manufacturing”.

The aggregation of the modules A1, A2 and A3 is a possibility considered by the EN 15 804 standard. This rule is applied in this EPD.

### A1, Raw material supply

This module takes into account the extraction and processing of all raw materials and energy which occur upstream to the studied manufacturing process.

Specifically, the raw material supply covers production of binder components and sourcing (quarry) of raw materials for fiber production, e.g. sand and borax for glass wool. Besides these raw materials, recycled material/glass cullet is also used as input.

About cullet: The main raw material for the production of glass insulation material is cullets or/and sand. Only specific cleaning activities and transport is included for the cullets – and thus not the impacts from the full life cycle of glass. The reason is that cullets are considered a waste product and not initially produced for the purpose of glass wool insulation production. The only activities included are:

- Magnetic separation of metallic piece
- Separation of other piece-crushing of glass (<20 mm)
- Separation of bottle cap crushing (<2 mm) sieving
- Transport

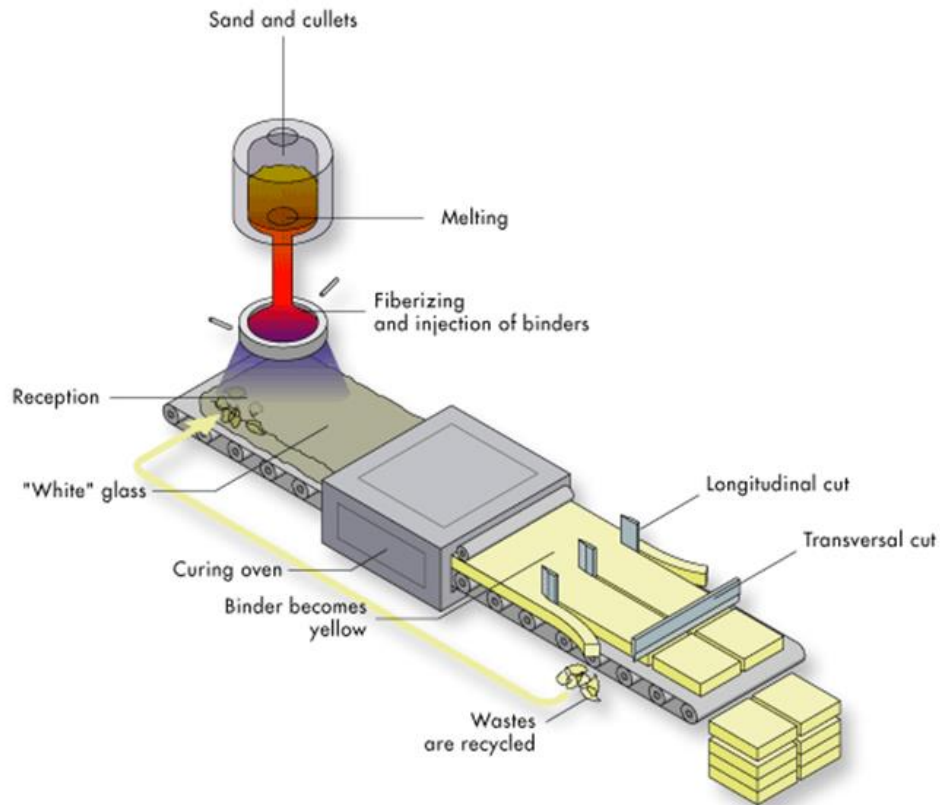
### A2, transport to the manufacturer

The raw materials are transported to the manufacturing site. In our case, the modeling includes: road and boat transportations (specific values) of each raw material.

### A3, manufacturing

This module covers glass wool fabrication, including melting and fiberization (see process flow diagram). In addition, the production of packaging material is taking into account at this stage.

## Glass wool production



### Construction process stage, A4-A5

#### Description of the stage:

The construction process is divided into 2 modules: A4, transport to the building site and A5, installation in the building. A5 is not included in the EPD

#### Description of scenarios and additional technical information:

##### **A4, Transport to the building site:**

- This module includes transport from the production gate to the building site. (Representative as average for the Swedish market). Influence of transportation to Denmark is shown at page 15.
- Transport is calculated on the basis of a scenario with the parameters described in the following table.

PARAMETER	VALUE
Fuel type and consumption of vehicle or vehicle type used for transport e.g. long distance truck, boat, etc.	Average truck trailer with a 24t payload, diesel consumption 38 liters for 100 km
Distance	500 km
Capacity utilisation (including empty returns)	95 % of the capacity in volume 50 % of empty returns
Bulk density of transported products	50-100 kg/m <sup>3</sup>
Volume capacity utilisation factor	1 (by default)



### **Use stage (excluding potential savings), B1-B7**

---

**Description of the stage:** Module B1-B7 is not included in the EPD.

### **End-of-life stage C1-C4**

---

**Description of the stage:** Module C1-C4 is not included in the EPD

### **Reuse/recovery/recycling potential, D**

---

**Description of the stage:** Module D is not included in the EPD.








## LCA results

LCA model, aggregation of data and potential environmental impact are calculated from the GaBi software 8.7 and CML impact method has been used, together with thinkstep 8.7 (2018) and ecoinvent V3.1 (2014) databases to obtain the inventory of generic data. Biogenic carbon is not reported in the context of GWP.









Raw materials and energy consumption, as well as transport distances have been taken directly from the manufacturing plant of Saint-Gobain Sweden A, ISOVER in Billesholm (Production data according 2018).

Resume of the LCA results detailed on the following tables.




## ENVIRONMENTAL IMPACTS

Parameters	Product stage	Construction process stage		Use stage							End-of-life stage				D Reuse, recovery, recycling
	A1 / A2 / A3	A4 Transport	A5 Installation	B1 Use	B2 Maintenance	B3 Repair	B4 Replacement	B5 Refurbishment	B6 Operational energy use	B7 Operational water use	C1 Deconstruction / demolition	C2 Transport	C3 Waste processing	C4 Disposal	
 Global Warming Potential (GWP) - <i>kg CO2 equiv/DU</i>	7,24E-01	3,26E-02	MND	MND	MND	MND	MND	MND	MND	MND	MND	MND	MND	MND	MND
	The global warming potential of a gas refers to the total contribution to global warming resulting from the emission of one unit of that gas relative to one unit of the reference gas, carbon dioxide, which is assigned a value of 1.														
 Ozone Depletion (ODP) <i>kg CFC 11 equiv/DU</i>	8,21E-08	4,97E-18	MND	MND	MND	MND	MND	MND	MND	MND	MND	MND	MND	MND	MND
	Destruction of the stratospheric ozone layer which shields the earth from ultraviolet radiation harmful to life. This destruction of ozone is caused by the breakdown of certain chlorine and/or bromine containing compounds (chlorofluorocarbons or halons), which break down when they reach the stratosphere and then catalytically destroy ozone molecules.														
 Acidification potential (AP) <i>kg SO2 equiv/DU</i>	4,90E-03	1,38E-04	MND	MND	MND	MND	MND	MND	MND	MND	MND	MND	MND	MND	MND
	Acid depositions have negative impacts on natural ecosystems and the man-made environment incl, buildings. The main sources for emissions of acidifying substances are agriculture and fossil fuel combustion used for electricity production, heating and transport.														
 Eutrophication potential (EP) <i>kg (PO4)3- equiv/DU</i>	2,51E-03	3,40E-05	MND	MND	MND	MND	MND	MND	MND	MND	MND	MND	MND	MND	MND
	Excessive enrichment of waters and continental surfaces with nutrients, and the associated adverse biological effects.														
 Photochemical ozone creation (POPC) <i>kg Ethene equiv/DU</i>	4,66E-04	5,07E-06	MND	MND	MND	MND	MND	MND	MND	MND	MND	MND	MND	MND	MND
	Chemical reactions brought about by the light energy of the sun. The reaction of nitrogen oxides with hydrocarbons in the presence of sunlight to form ozone is an example of a photochemical reaction.														
 Abiotic depletion potential for non-fossil resources (ADP-elements) - <i>kg Sb equiv/DU</i>	5,87E-05	4,32E-10	MND	MND	MND	MND	MND	MND	MND	MND	MND	MND	MND	MND	MND
	Consumption of non-renewable resources, thereby lowering their availability for future generations.														
 Abiotic depletion potential for fossil resources (ADP-fossil fuels) - <i>MJ/DU</i>	1,22E+01	4,53E-01	MND	MND	MND	MND	MND	MND	MND	MND	MND	MND	MND	MND	MND
	Consumption of non-renewable resources, thereby lowering their availability for future generations.														





## RESOURCE USE

Parameters	Product stage	Construction process stage		Use stage							End-of-life stage				D Reuse, recovery, recycling
	A1 / A2 / A3	A4 Transport	A5 Installation	B1 Use	B2 Maintenance	B3 Repair	B4 Replacement	B5 Refurbishment	B6 Operational energy use	B7 Operational water use	C1 Deconstruction / demolition	C2 Transport	C3 Waste processing	C4 Disposal	
 Use of renewable primary energy excluding renewable primary energy resources used as raw materials - MJ/DU	1,49E+01	1,0E-02	MND	MND	MND	MND	MND	MND	MND	MND	MND	MND	MND	MND	MND
 Use of renewable primary energy used as raw materials MJ/DU	2,36E+00	-	MND	MND	MND	MND	MND	MND	MND	MND	MND	MND	MND	MND	MND
Total use of renewable primary energy resources (primary energy and primary energy resources used as raw materials) MJ/DU	1,73E+01	1,0E-02	MND	MND	MND	MND	MND	MND	MND	MND	MND	MND	MND	MND	MND
 Use of non-renewable primary energy excluding non-renewable primary energy resources used as raw materials - MJ/DU	1,28E+01	4,5E-01	MND	MND	MND	MND	MND	MND	MND	MND	MND	MND	MND	MND	MND
 Use of non-renewable primary energy used as raw materials MJ/DU	1,32E+00	-	MND	MND	MND	MND	MND	MND	MND	MND	MND	MND	MND	MND	MND
Total use of non-renewable primary energy resources (primary energy and primary energy resources used as raw materials) - MJ/DU	1,42E+01	4,5E-01	MND	MND	MND	MND	MND	MND	MND	MND	MND	MND	MND	MND	MND
 Use of secondary material kg/DU	3,81E-01	0	MND	MND	MND	MND	MND	MND	MND	MND	MND	MND	MND	MND	MND
 Use of renewable secondary fuels- MJ/DU	0	0	MND	MND	MND	MND	MND	MND	MND	MND	MND	MND	MND	MND	MND
 Use of non-renewable secondary fuels - MJ/DU	0	0	MND	MND	MND	MND	MND	MND	MND	MND	MND	MND	MND	MND	MND
 Use of net fresh water - m3/DU	1,63E-02	3,5E-06	MND	MND	MND	MND	MND	MND	MND	MND	MND	MND	MND	MND	MND

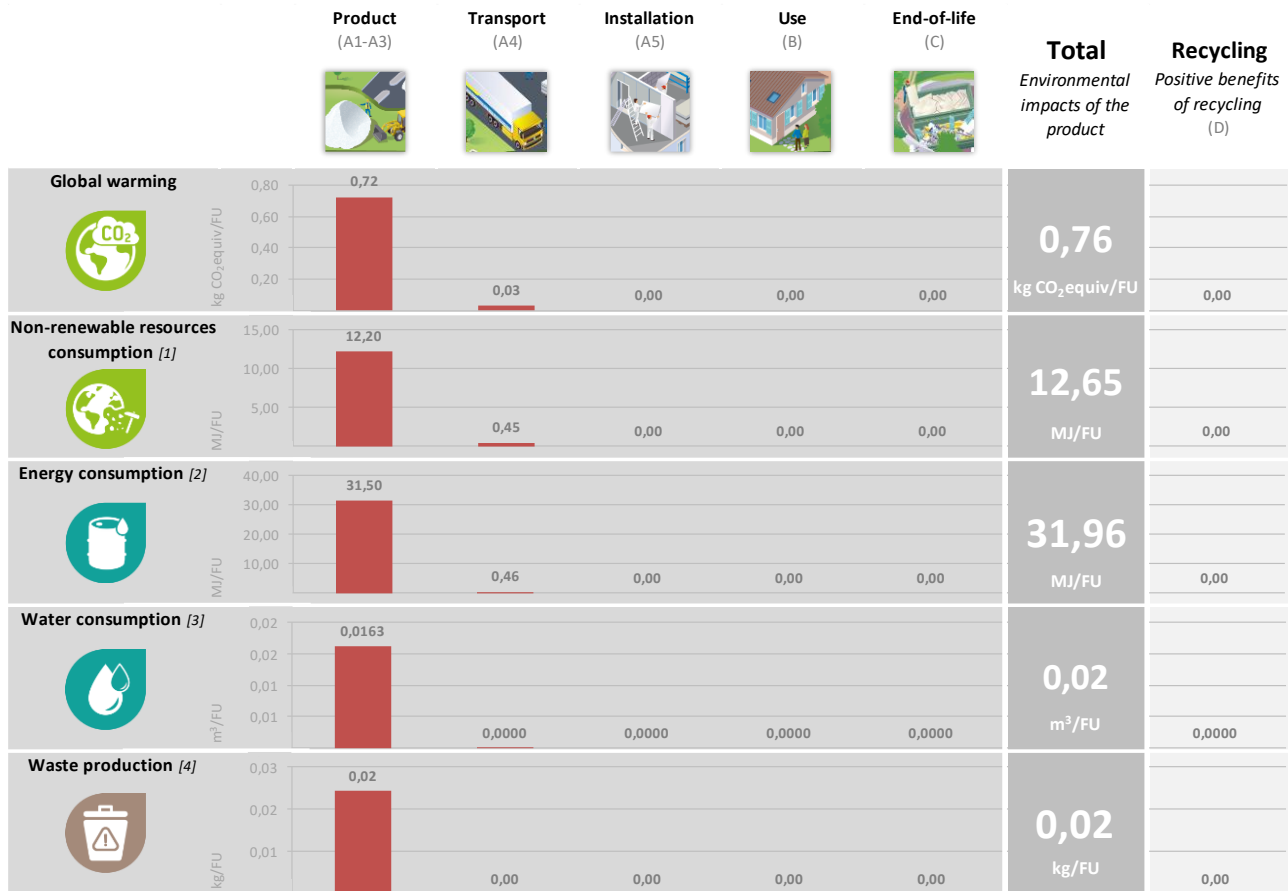
## WASTE CATEGORIES

Parameters	Product stage	Construction process stage		Use stage							End-of-life stage				D Reuse, recovery, recycling
	A1 / A2 / A3	A4 Transport	A5 Installation	B1 Use	B2 Maintenance	B3 Repair	B4 Replacement	B5 Refurbishment	B6 Operational energy use	B7 Operational water use	C1 Deconstruction / demolition	C2 Transport	C3 Waste processing	C4 Disposal	
 Hazardous waste disposed <i>kg/DU</i>	2,73E-08	1,63E-09	MND	MND	MND	MND	MND	MND	MND	MND	MND	MND	MND	MND	MND
 Non-hazardous waste disposed <i>kg/DU</i>	2,44E-02	5,50E-06	MND	MND	MND	MND	MND	MND	MND	MND	MND	MND	MND	MND	MND
 Radioactive waste disposed <i>kg/DU</i>	9,24E-06	5,30E-07	MND	MND	MND	MND	MND	MND	MND	MND	MND	MND	MND	MND	MND

## OUTPUT FLOWS

Parameters	Product stage	Construction process stage		Use stage							End-of-life stage				D Reuse, recovery, recycling
	A1 / A2 / A3	A4 Transport	A5 Installation	B1 Use	B2 Maintenance	B3 Repair	B4 Replacement	B5 Refurbishment	B6 Operational energy use	B7 Operational water use	C1 Deconstruction / demolition	C2 Transport	C3 Waste processing	C4 Disposal	
 Components for re-use <i>kg/DU</i>	0,00E+00	0	MND	MND	MND	MND	MND	MND	MND	MND	MND	MND	MND	MND	MND
 Materials for recycling <i>kg/DU</i>	1,14E-02	0	MND	MND	MND	MND	MND	MND	MND	MND	MND	MND	MND	MND	MND
 Materials for energy recovery <i>kg/DU</i>	0	0	MND	MND	MND	MND	MND	MND	MND	MND	MND	MND	MND	MND	MND
 Exported energy <i>MJ/DU</i>	0	0	MND	MND	MND	MND	MND	MND	MND	MND	MND	MND	MND	MND	MND

# LCA interpretation



[1] This indicator corresponds to the abiotic depletion potential of fossil resources.

[2] This indicator corresponds to the total use of primary energy.

[3] This indicator corresponds to the use of net fresh water.

[4] This indicator corresponds to the sum of hazardous, non-hazardous and radioactive waste disposed.

## Global Warming Potential (Climate Change) (GWP)

The source of greenhouse gas emissions is generated upstream from the production of electricity and is also released on site by the combustion of natural gas.

Global warming potential does not account for emission and uptake of biogenic CO<sub>2</sub>.

## Non-renewable resources consumptions

The consumption of non-renewable resources is link to the natural gas consumed within the factory.

## Energy Consumptions

The total energy consumption is link to the electricity and natural gas consumed during the manufacture of glass mineral wool.

## Water Consumption

The water is used within the manufacturing facility and we recycle a lot of the water

## Waste Production

Waste production is associated with the production module since we do generate waste on site.

## Additional information

### Influence of particular thicknesses

All the results in the table of this EPD refer to ISOVER Piano® Ljudskiva with a thickness of 45 mm for a declared unit of 1 m<sup>2</sup>.

This EPD of ISOVER Piano® Ljudskiva includes a range of thicknesses between 45 mm and 120 mm. For every thickness, use a multiplication factor in order to obtain the environmental performance of every thickness.

The various multiplication factors are obtained by making the LCA calculations for all thicknesses, including packaging.

In the table below the multiplication factors are shown for products and specific thickness of the product family. In order to obtain the environmental performance associated with every specific product and thickness, the results expressed in this EPD must be multiplied by its corresponding multiplication factor.

PRODUCT THICKNESS (mm)	MULTIPLICATION FACTOR
45	1.00
70	1.51
95	2.01
120	2.52

### Influence of transportation to other countries

The results of stage A4 (transportation of product) in the table of this EPD refer to transportation in Sweden. This product is also delivered to Denmark. In order to adapt the impact of transportation in the A4 column, figures from the current EPD shall be multiplied by the multiplication factor below.

Country	Average distance	MULTIPLICATION FACTOR
Sweden	500 km (Truck)	1.00
Denmark	200 km (Truck)	0.40

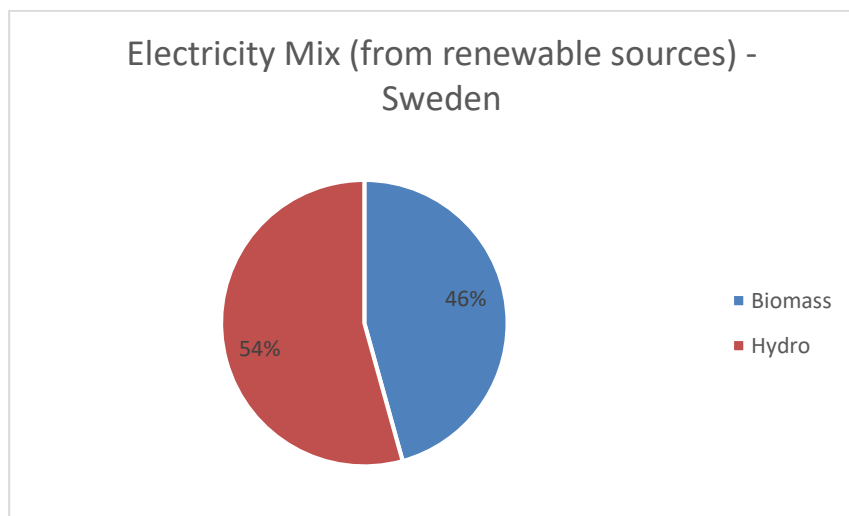


## Additional Norwegian requirements

### Greenhouse gas emissions from the use of electricity in the manufacturing phase

The LCA calculation has been made taking into account the fact that during the manufacturing process it is used 100% renewable electricity. This 100% renewable electricity bought is evidenced by Guarantee of Origin certificates, GO's, from LOS, contracted 2018- 2020, to be prolonged to be valid at least equal to the validity of this EPD

TYPE OF INFORMATION	DESCRIPTION
Location	Representative of average production in Sweden
Geographical representativeness description	Split of energy sources in Sweden - Hydro: 54% - Biomass: 46%
Reference year	2018
Type of data set	Cradle to gate from Thinkstep
Source	Gabi database from International Energy Agency -2013 Guarantee of Origin certificates (GOs) - 2018



The dataset used to model the renewable electricity mix used for these calculations come from Thinkstep database.

DATA SOURCE	AMOUNT	UNIT
thinkstep (2018)	0.05	kg CO2 eq /KWh

### Dangerous substances

The product contains no substances given by the REACH Candidate list (of 15.01.2018) or the Norwegian priority list. (REACH registration number 01-2119472313-44-0039)

### Indoor environment




No test performed

### Carbon footprint

Carbon footprint has not been worked out for the product

## Bibliography

- Product Category Rules, NPCR Construction products and services – Part A – April 2017
- Environmental labels and declarations - Type III environmental declarations -Principles and procedures (ISO 14025:2006)
- Environmental management - Life cycle assessment – Requirements and guidelines (ISO 14044:2006)
- Sustainability of construction works - Environmental product declaration - Core rules for the product category of construction products (EN 15804:2012+2013:A1)
- Sustainability in building construction - Environmental declaration of building products (ISO 21930:2017)
- Ecoinvent database V3.1 (2014)
- Gabi 8.7 database (2018)
- SS-EN 13172:2012 Thermal Insulation Products – Evaluation of conformity
- SS- EN 14303 “Thermal insulation products for building equipment and industrial installations. Factory made mineral wool (MW) products. Specification
- LCA report, Information for the Environmental Product Declaration of Isover product. Saint-Gobain Sweden AB Isover, December 2019

 <b>epd-norge.no</b> The Norwegian EPD Foundation	<b>Program operator and Publisher</b> The Norwegian EPD Foundation Post Box 5250 Majorstuen, 0303 Oslo Norway	Phone: +47 97722020  e-mail: <a href="mailto:post@epd-norge.no">post@epd-norge.no</a> web: <a href="http://www.epd-norge.no">www.epd-norge.no</a>
 <b>ISOVER</b> SAINT-GOBAIN	<b>Owner of the declaration</b> Saint-Gobain Sweden AB, ISOVER	Phone: +46 (0)42-842 52 e-mail: <a href="mailto:daniel.odby@saint-gobain.com">daniel.odby@saint-gobain.com</a>  web: <a href="http://www.isover.se">www.isover.se</a>
 <b>SAINT-GOBAIN</b>	<b>Author of the Life Cycle Assessment</b> Patricia Jimenez Diaz Saint-Gobain, Central Marketing & Development	Phone: +33 1 47 62 42 65 e-mail: <a href="mailto:Patricia.jimenezdiaz@saint-gobain.com">Patricia.jimenezdiaz@saint-gobain.com</a>